




Fusion IR Battle Sets for EIMod Fusion ECO or EIMod Fusion PRO Installation instructions

All sets listed in this manual are compatible to the central units of *EIMod Fusion PRO* and *EIMod Fusion ECO*. They allow the battle between vehicles, which are equipped with one of the following central units:

- *EIMod Fusion PRO* or *EIMod Fusion ECO*
- a former EIMod central unit connected with EIMod CSI
- Tamiya® DMD®


EIMod Fusion IR Battle Set

- connect the IR-sender with the base plate
- place the IR-sender on a suitable position (preferably in the barrel of the gun)
- install the sensor mushroom onto the base plate. Ensure that all pins of the connector have contact to the socket.
- connect the 5-pin connector with the central unit
- now the BU functions may be activated by the DIP switches of the central unit.
For further details please read the manual of the central unit.




EIMod adaptor for the connection with a Tamiya® Battle System®

- connect the base plate and the IR-sender of the Tamiya® Battle Systems® with the connectors of the EIMod adaptor as shown on the image
- the marks applied on the adaptor must correspond to the colors of each of the cables:
 - W for white wire
 - R for red wire
- Incorrect connection may cause the destruction of the electronics!
- place the IR-sender on a suitable position (preferably in the barrel of the gun)
- connect the 5-pin connector with the central unit
- now the BU functions may be activated by the DIP switches of the central unit.
For further details please read the manual of the central unit.



EIMod adaptor for the connection with a HengLong®/Taigen® Battle Unit

- connect the 5-pin connector of the battle unit with the adaptor as shown on the image
- fix the LED ring on the sensor mushroom and connect the 2-pin cable with the adaptor
- connect the 5-pin connector of the adaptor with the central unit
- now the BU functions may be activated by the DIP switches of the central unit.
For further details please read the manual of the central unit.



Nicht geeignet für Kinder unter 14 Jahren.
Ne convient pas pour des enfants de moins de 14 ans.

Not suitable for Children under 14 years.
Niet geschikt voor kinderen onder de 14 jaar.

EIMod Thomas Kusch
Banater Str. 19
D-78054 Villingen-Schwenningen, Germany



info@elmod.eu

EIMod Thomas Kusch
<http://www.elmod.eu>

